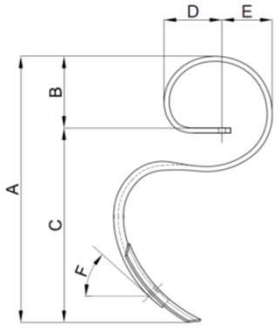


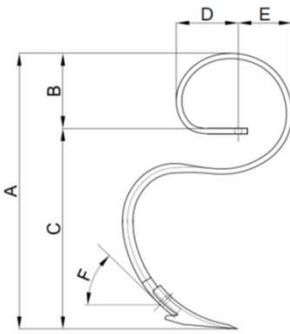


andersen

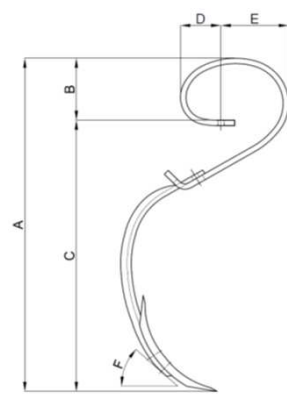
# PRODUCT ASSORTMENT



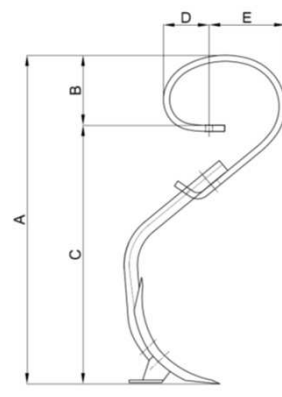
dwg. 1



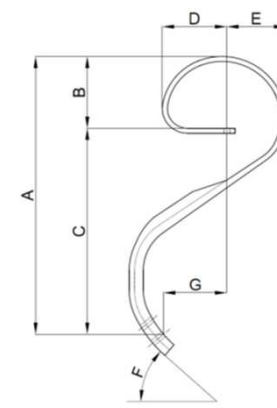
dwg. 2



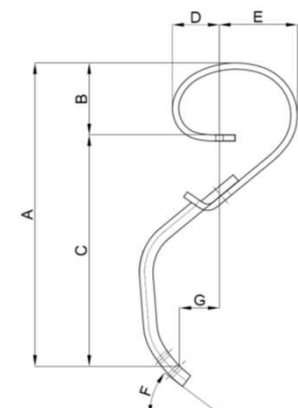
dwg. 3



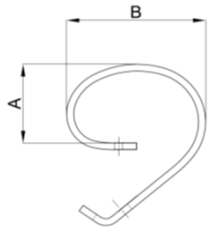
dwg. 4



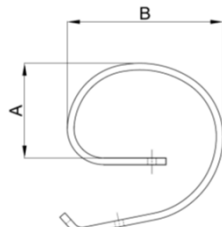
dwg. 5



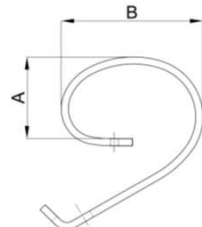
dwg. 6



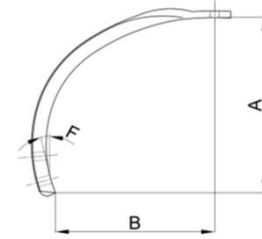
dwg. 7



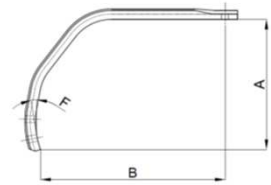
dwg. 8



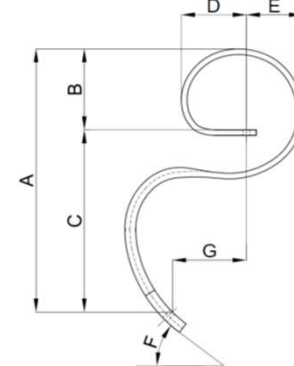
dwg. 9



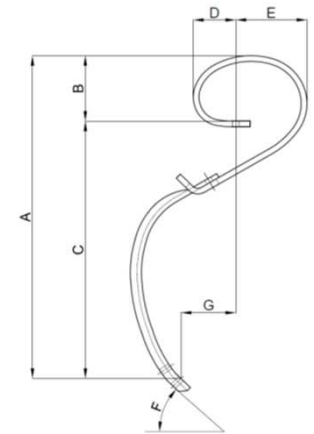
dwg. 12



dwg. 13



















dwg. 10



















dwg. 11










<b>101155000</b> A = 505 mm B = 160 mm C = 345 mm D = 115 mm E = 105 mm F = 44 ° G = 135 mm		<b>Name:</b> Profile: Colour: Dimensions:	<b>AS-tine 32x10.5 w.o share</b> Convex Black 32 x 10.5 mm	<b>101155002</b> A = 554 mm B = 160 mm C = 394 mm D = 115 mm E = 105 mm F = 44 °		<b>Name:</b> Profile: Colour: Dimensions tine: Dimensions share:	<b>AS-tine 32x10.5 w. Reversible share</b> Convex Black/black 32 x 10.5 mm 35 x 6 mm  <u>Reference number</u> 101000669
<b>101000521</b> A = 609 mm B = 166 mm C = 443 mm D = 149 mm E = 132 mm F = 42 ° G = 135 mm		<b>Name:</b> Profile: Colour: Dimensions tine:	<b>H480-tine 32x12 w.o share</b> Standard Black 32 x 12 mm	<b>101155001</b> A = 552 mm B = 160 mm C = 392 mm D = 115 mm E = 105 mm F = 44 °		<b>Name:</b> Profile: Colour: Dimensions tine: Dimensions share:	<b>AS-tine 32x10.5 w. Reversible share</b> Convex Black/black 32 x 10.5 mm 35 x 5 mm  <u>Reference number</u> 101000636
<b>101155005</b> A = 550 mm B = 160 mm C = 390 mm D = 115 mm E = 105 mm F = 44 °		<b>Name:</b> Profile: Colour: Dimensions tine: Dimensions share:	<b>AS-tine 32x10.5 w. Goosefoot</b> Convex Black/black 32 x 10.5 mm 135 x 3 mm  <u>Reference number</u> 101000600	<b>101155219</b> A = 561 mm B = 146 mm C = 415 mm D = 129 mm E = 116 mm F = 63 °		<b>Name:</b> Profile: Colour: Dimensions tine: Dimensions share:	<b>ASE-tine 32x10.5 w. Reversible share</b> Convex Black/black 45 x 11 mm 35 x 8 mm  <u>Reference number</u> 101000947
<b>101155006</b> A = 454 mm B = 133 mm C = 321 mm D = 117 mm E = 109 mm F = 60 ° G = 93 mm		<b>Name:</b> Profile: Colour: Dimensions:	<b>AS-tine 32x10.5 w. Goosefoot</b> Convex Black 32 x 12.4 mm  <u>Reference number</u> 101000745	<b>101155007</b> A = 536 mm B = 133 mm C = 403 mm D = 117 mm E = 109 mm F = 60 °		<b>Name:</b> Profile: Colour: Dimensions tine: Dimension share:	<b>ASE-tine 32x10.5 w. Reversible share</b> Convex Black/black 32 x 12.4 mm 35 x 6 mm  <u>Reference number</u> 101000740

<b>101155020</b> A = 532 mm B = 132 mm C = 400 mm D = 121 mm E = 103 mm F = 39 °		<b>Name:</b> Profile: Colour: Dimensions tine: Dimensions share:  <i>dwg. 2</i>	<b>AS-tine 32x12.4 w. Goosefoot</b> Convex Black/black 32 x 12.4 mm 135 x 3 mm  <u>Reference number</u> 101000760	<b>101003065</b> A = 477 mm B = 132 mm C = 345 mm D = 121 mm E = 103 mm F = 39 °  G = 120 mm		<b>Name:</b> Profile: Colour: Dimensions:  <i>dwg. 10</i>	<b>AS VCO-tine 32x12.4 w.o share</b> Convex Black 32 x 12.4 mm  <u>Reference number</u> 101000766
<b>101000684</b> A = 554 mm B = 160 mm C = 394 mm D = 115 mm E = 105 mm F = 42 °		<b>Name:</b> Profile: Colour: Dimensions tine: Dimensions share:  <i>dwg. 1</i>	<b>BK32-tine 32x12 w. Reversible share</b> Standard Black/black 32 x 12 mm 35 x 6 mm	<b>101151327</b> A = 554 mm B = 160 mm C = 394 mm D = 115 mm E = 105 mm F = 42 °		<b>Name:</b> Profile: Colour: Dimensions tine: Dimensions share:  <i>dwg. 1</i>	<b>BK24-tine 32x10 w. Reversible share</b> Standard Black/black 32 x 10 mm 35 x 5 mm  <u>Reference number</u> 101003076
<b>101155210</b> A = 560 mm B = 145 mm C = 415 mm D = 128 mm E = 115 mm F = 63 °		<b>Name:</b> Profile: Dimensions tine: Colour: Dimensions share:  <i>dwg. 1</i>	<b>ASD-tine 45x10.5 w. Reversible share</b> Convex 45 x 10.5 mm Black/black 35 x 6 mm	<b>101151330</b> A = 505 mm B = 160 mm C = 345 mm D = 115 mm E = 105 mm F = 42 °		<b>Name:</b> Profile: Colour: Dimensions tine:  <i>dwg. 10</i>	<b>J24-tine 32x10 w.o share</b> Standard Black 32 x 10 mm
<b>101151839</b> A = 505 mm B = 160 mm C = 345 mm D = 115 mm E = 105 mm F = 44 °		<b>Name:</b> Profile: Colour: Dimensions:  <i>dwg. 10</i>	<b>BK24-tine 32x10 w.o share</b> Standard Black 32 x 10 mm	<b>101155051</b> A = 604 mm B = 156 mm C = 448 mm D = 137 mm E = 125 mm F = 50 ° G = 135 mm		<b>Name:</b> Profile: Colour: Dimensions:  <i>dwg. 5</i>	<b>ASP-tine 50x10.8 w.o share</b> Convex Black 50 x 10.8 mm  <u>Reference number</u> 101000725






<b>101151838</b> A = 552 mm B = 160 mm C = 392 mm D = 115 mm E = 105 mm F = 42 °		<b>Name:</b> <b>BK24-tine 32x10 w. Reversible share</b> <b>Profile:</b> Standard <b>Colour:</b> Black/black <b>Dimensions tine:</b> 32 x 10 mm <b>Dimensions share:</b> 35 x 6 mm  <u>Reference number</u> 101151843  <i>dwg. 1</i>	<b>101155053</b> A = 190 mm B = 307 mm		<b>Name:</b> <b>ASP-spring 65 x 13 mm</b> <b>Profile:</b> Convex <b>Colour:</b> Black <b>Dimensions:</b> 65 x 13 mm  <u>Reference number</u> 101000835  <i>dwg. 8</i>		
<b>101151429</b> A = 573 mm B = 131 mm C = 442 mm D = 117 mm E = 112 mm F = 75 °		<b>Name:</b> <b>J66-tine 32x12 w. K236 share</b> <b>Profile:</b> Standard <b>Colour:</b> Black/black <b>Dimensions tine:</b> 32 x 12 mm <b>Dimensions share:</b> 35 x 6 mm  <i>dwg. 1</i>	<b>101155052</b> A = 780 mm B = 190 mm C = 590 mm D = 167 mm E = 140 mm F = 55 ° G = 150 mm		<b>Name:</b> <b>ASP-tine 65x13.3 w.o share</b> <b>Colour:</b> Black <b>Dimensions spring:</b> 65 x 13.3 mm <b>Dimensions stem:</b> 50 x 10,8 mm  <i>dwg. 11</i>		
<b>101155056</b> A = 193 mm B = 313 mm		<b>Name:</b> <b>ASP-spring 65 x 16 mm</b> <b>Profile:</b> Convex <b>Colour:</b> Black <b>Dimensions:</b> 65 x 16.3 mm  <u>Reference number</u> 101000836  <i>dwg. 8</i>	<b>101155031</b> A = 156 mm B = 267 mm		<b>Name:</b> <b>ASS-tine 150x10 spring section</b> <b>Colour:</b> Black <b>Dimensions:</b> 150 x 10 mm  <u>Reference number</u> 105000002  <i>dwg. 9</i>		
<b>101155054</b> A = 472 mm B = 55 mm F = 37 °		<b>Name:</b> <b>ASP-stem 50x10.8</b> <b>Colour:</b> Black <b>Dimensions:</b> 50 x 10.8 mm  <u>Reference number</u> 101000837  <i>dwg. 12</i>	<b>101155030</b> A = 660 mm B = 156 mm C = 504 mm D = 131 mm E = 136 mm F = 50 ° G = 167 mm		<b>Name:</b> <b>ASS-tine 150x10 cpl. w.o share</b> <b>Colour:</b> Black/black <b>Dimensions spring:</b> 150 x 10 mm <b>Dimensions stem:</b> 50 x 13 mm  <u>Reference number</u> 105000482  <i>dwg. 11</i>		





<b>101155055</b> A = 767 mm B = 191 mm C = 576 mm D = 176 mm E = 138 mm F = 50 ° G = 160 mm		<b>Name:</b> <b>ASP-tine 65x16.3 w.o share</b> <b>Colour:</b> Black <b>Dimensions spring:</b> 65 x 16.3 mm <b>Dimensions stem:</b> 50 x 10,8 mm  <u>Reference number</u> 101000841	<b>101155034</b> A = 741 mm B = 156 mm C = 585 mm D = 131 mm E = 136 mm F = 50 °		<b>Name:</b> <b>ASS-tine 150x10 cpl. w. Reversible share</b> <b>Colour:</b> Black/black <b>Dimensions spring:</b> 150 x 10 mm <b>Dimensions stem:</b> 50 x 13 mm <b>Dimensions share:</b> 110 x 8 mm	
<b>101155032</b> A = 338 mm B = 300 mm F = 15 °		<b>Name:</b> <b>ASS-stem 50x13</b> <b>Colour:</b> Black <b>Dimensions stem:</b> 50 x 13 mm  <u>Reference number</u> 105000128	<b>101155042</b> A = 325 mm B = 450 mm F = 10 °		<b>Name:</b> <b>AST- 50x13 stem</b> <b>Colour:</b> Black <b>Dimensions stem:</b> 50 x 13 mm  <u>Reference number</u> 105150056	
<b>101155033</b> A = 740 mm B = 156 mm C = 584 mm D = 131 mm E = 136 mm F = 50 °		<b>Name:</b> <b>ASS-tine 150x10 cpl. w. Reversible share</b> <b>Colour:</b> Black/black <b>Dimensions spring:</b> 150 x 10 mm <b>Dimensions stem:</b> 50 x 13 mm <b>Dimensions share:</b> 65 x 8 mm  <u>Reference number</u> 105000829	<b>101155043</b> A = 831 mm B = 160 mm C = 671 mm D = 136 mm E = 135 mm F = 47 °		<b>Name:</b> <b>AST-tine 150x12 cpl. w. Reversible share</b> <b>Colour:</b> Black/black <b>Dimensions spring:</b> 150 x 12 mm <b>Dimensions stem:</b> 50 x 13 mm <b>Dimensions share:</b> 65 x 8 mm  <u>Reference number</u> 105000830	
<b>101155041</b> A = 160 mm B = 271 mm		<b>Name:</b> <b>AST-150x12 spring section</b> <b>Colour:</b> Black <b>Dimensions spring:</b> 150 x 12 mm  <u>Reference number</u> 105150055	<b>101155070</b> A = 394 mm B = 98 mm C = 296 mm D = 92 mm E = 91 mm		<b>Name:</b> <b>ASB-tine 32x10.5 w. Reversible share</b> <b>Profile:</b> Convex <b>Colour:</b> Black/black <b>Dimensions tine:</b> 32 x 10.5 mm <b>Dimensions share:</b> 35 x 6 mm  <u>Reference number</u> 101200236	





<b>101155040</b> A = 781 mm B = 160 mm C = 621 mm D = 135 mm E = 135 mm F = 40 ° G = 167 mm		<b>Name:</b> Colour: Dimensions spring: Dimensions stem:	<b>AST-tine 150x12 cpl. w.o share</b> Black 150 x 12 mm 50 x 13 mm	<b>101155060</b> A = 783 mm B = 162 mm C = 621 mm D = 137 mm E = 138 mm F = 47 ° G = 167 mm		<b>Name:</b> Colour: Dimensions spring: Dimensions stem:	<b>ASU-tine 150x14 cpl. w.o share</b> Black 150 x 14 mm 50 x 13 mm
<b>101155044</b> A = 832 mm B = 160 mm C = 672 mm D = 136 mm E = 135 mm F = 47 °		<b>Name:</b> Colour: Dimensions spring: Dimensions stem: Dimensions share:	<b>AST-tine 150x12 w. Reversible share</b> Black/black 150 x 12 mm 50 x 13 mm 110 x 8 mm	<b>101155065</b> A = 841 mm B = 162 mm C = 679 mm D = 137 mm E = 138 mm		<b>Name:</b> Colour: Dimensions spring: Dimensions stem: Dimension share:	<b>ASU-tine 150x14 cpl. w. mixing share</b> Black/black 150 x 14 mm 50 x 13 mm 296 x 6 mm
<b>101155061</b> A = 162 mm B = 275 mm		<b>Name:</b> Colour: Dimensions spring:	<b>ASU - 150x14 spring section</b> Black 150 x 14 mm  <u>Reference number</u> 105150295	<b>101155508</b>		<b>Name:</b> Edp number: Dimensions: Colour:	<b>105x4 Goosefoot w. bolt/nut</b> 101155508 105 x 4 mm with M10x35 Black  <u>Reference number</u> 101000644
				<b>101155509</b>		<b>Name:</b> Edp number: Dimensions: Colour:	<b>105x4 Goosefoot w.o bolt</b> 101155509 105 x 4 mm Black  <u>Reference number</u> 101000713





<b>101155510</b>		<b>Name:</b> Edp number: Dimensions: Colour:	<b>135x3 Goosefoot w. bolt/nut</b>  101155510 135 x 3 mm with M10x35 Black  <i>Reference number</i> 101019785	<b>101155542</b>		<b>Name:</b> Dimensions: Bolt: Colour:	<b>260x8 mm ASS goosefoot w. bolts/nuts</b>  260 x 8 mm M12 x 48 Black  <i>Reference number</i> 105000584
<b>101155511</b>		<b>Name:</b> Edp number: Dimensions: Colour:	<b>135x3 Goosefoot w.o bolt</b>  101155511 135 x 3 mm Black  <i>Reference number</i> 101017804	<b>101155540</b>		<b>Name:</b> Dimensions: Bolt: Colour:	<b>260x6 Goosefoot w. bolts/nuts</b>  260 x 6 mm M12 x 48 Black  <i>Reference number</i> 105000487
<b>101155538</b>		<b>Name:</b> Dimensions: Bolt: Colour:	<b>140x6 ASS goosefoot w. bolts/nuts</b>  140 x 6 mm M12 x 48 Black  <i>Reference number</i> 105000486	<b>101155517</b>		<b>Name:</b> Dimensions: Colour:	<b>185x6 Goosefoot w.o bolt/nut</b>  185 x 6 mm Black  <i>Reference number</i> 101000717



<b>101155560</b>		<b>Name:</b> Dimensions: Bolt: Colour:	<b>70x6 ASP Goosefoot w. bolt/nut</b>  70 x 6 mm M10 x 45 Black  <i>Reference number</i> 101000706	<b>101155558</b>		<b>Name:</b> Edp number: Dimensions: Colour:	<b>185x8 Goosefoot w. bolts/nuts</b>  101155558 185 x 8 mm with M12x48 Black  <i>Reference number</i> 101000553
<b>101155512</b>		<b>Name:</b> Dimensions: Bolt: Colour:	<b>200x3 Goosefoot w. bolt/nut</b>  200 x 3 mm M10 x 35 Black  <i>Reference number</i> 101019786	<b>101155559</b>		<b>Name:</b> Edp number: Dimensions: Colour:	<b>185x8 Goosefoot w.o bolt</b>  101155559 185 x 8 mm Black  <i>Reference number</i> 101002006
<b>101155554</b>		<b>Name:</b> Edp number: Dimensions: Colour:	<b>107x8 Goosefoot w. bolts/nuts</b>  101155554 107 x 8 mm with M12x48 Black  <i>Reference number</i> 101000552	<b>101155552</b>		<b>Name:</b> Edp number: Dimensions: Colour:	<b>107x6 Goosefoot w. bolts/nuts</b>  101155552 107 x 6 mm with M12x48 Black  <i>Reference number</i> 101000549
<b>101155555</b>		<b>Name:</b> Edp number: Dimensions: Colour:	<b>107x8 Goosefoot w.o bolt</b>  101155555 107 x 8 mm Black  <i>Reference number</i> 101002004	<b>101155553</b>		<b>Name:</b> Edp number: Dimensions: Colour:	<b>107x6 Goosefoot w.o bolt</b>  101155553 107 x 6 mm Black  <i>Reference number</i> 101002003

<b>101155504</b>		<b>Name:</b> Edp number: Dimensions: Colour:	<b>70x4 Goosefoot w. bolt/nut</b> 101155504 70 x 4 mm with M10x35 Black  <i>Reference number</i> 101000642	<b>101155500</b>		<b>Name:</b> Edp number: Dimensions: Colour:	<b>35x5 Reversible share w. bolt/nut</b> 101155500 35 x 5 mm with M10x35 Black  <i>Reference number</i> 101000638
<b>101155505</b>		<b>Name:</b> Edp number: Dimensions: Colour:	<b>70x4 Goosefoot w.o bolt/nut</b> 101155505 70 x 4 mm Black	<b>101155501</b>		<b>Name:</b> Edp number: Dimensions: Colour:	<b>35x5 Reversible share w.o bolt</b> 101155501 35 x 5 mm Black
<b>101155502</b>		<b>Name:</b> Edp number: Dimensions: Colour:	<b>35x6 Reversible share w. bolt/nut</b> 101155502 35 x 6 mm with M10x35 Black  <i>Reference number</i> 101000640	<b>101155530</b>		<b>Name:</b> Edp number: Dimensions: Colour:	<b>65x6 ASS Reversible share w. bolts/nuts</b> 101155530 65 x 6 mm with M12x48 Black
<b>101155503</b>		<b>Name:</b> Edp number: Dimensions: Colour:	<b>35x6 Reversible share w.o bolt</b> 101155503 35 x 6 mm Black  <i>Reference number</i> 101000527	<b>101155531</b>		<b>Name:</b> Edp number: Dimensions: Colour:	<b>65x6 ASS Reversible share w.o bolt</b> 101155531 65 x 6 mm Black  <i>Reference number</i> 105000808

<b>101155550</b>		<b>Name:</b> Edp number: Dimensions: Colour:	<b>70x6 ASP Goosefoot share w. bolts/nuts</b>  101155550 70 x 6 mm with M12x48 Black  <i>Reference number</i> 101000551	<b>101155572</b>		<b>Name:</b> Edp number: Dimensions: Colour:	<b>32x6 ASB-track loosener share w. bolt/nut</b>  101155572 32 x 6 mm with M10x35 Black  <i>Reference number</i> 101200231
<b>101155551</b>		<b>Name:</b> Edp number: Dimensions: Colour:	<b>70x6 ASP Goosefoot share w.o bolt</b>  101155551 70 x 6 mm Black	<b>101155573</b>		<b>Name:</b> Edp number: Dimensions: Colour:	<b>32x6 ASB-track loosener share w.o bolt</b>  101155573 32 x 6 mm Black
<b>101155532</b>		<b>Name:</b> Edp number: Dimensions: Colour:	<b>65x8 ASS Reversible share w. bolts/nuts</b>  101155532 65 x 8 mm with M12x48 Black  <i>Reference number</i> 105000504	<b>101155570</b>		<b>Name:</b> Edp number: Dimensions: Colour:	<b>32x6 ASB share w. bolt/nut</b>  101155570 32 x 6 mm with M10x35 Black  <i>Reference number</i> 101200229
<b>101155533</b>		<b>Name:</b> Edp number: Dimensions: Colour:	<b>65x8 ASS Reversible share w.o bolts/nuts</b>  101155533 65 x 8 mm Black	<b>101155571</b>		<b>Name:</b> Edp number: Dimensions: Colour:	<b>32x6 ASB share w.o bolt/nut</b>  101155571 32 x 6 mm Black  <i>Reference number</i> 101200604

<b>101155536</b>		<b>Name:</b> Edp number: Dimensions: Colour:	<b>110x8 ASS Reversible share w. bolts/nuts</b> 101155536 110 x 8 mm incl. bolts/nuts M12x48 Black  <i>Reference number</i> 105000636	<b>101155507</b>		<b>Name:</b> Suitable Tine: Suitable Bar: Nut:	<b>AS clamp for tine 32x10.5 incl. nut</b> 32 x 10,5 mm 50 x 13 mm M12  <i>Reference number</i> 101000507
<b>101155537</b>		<b>Name:</b> Edp number: Dimensions: Colour:	<b>110x8 ASS Reversible share w.o bolts/nuts</b> 101155537 110 x 8 mm Black	<b>101155742</b>		<b>Name:</b> Suitable Tine: Suitable Bar: Nut:	<b>AS clamp for tine 32x12.4 incl. nut</b> 32 x 12,4 mm 50 x 13 mm M12  <i>Reference number</i> 101000742
<b>101150115</b>		<b>Name:</b> Suitable Tine: Suitable Bar: Colour: Hole f. bolt: Basic material:	<b>H58 Clamp for tine 32x12</b> 32 x 12 mm 50 x 12 mm Black 12.5 mm 50 x 3 mm				